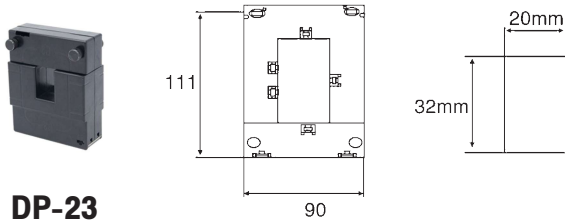
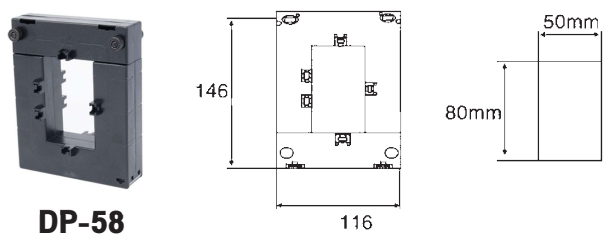


SPLIT CORE CURRENT TRANSFORMER

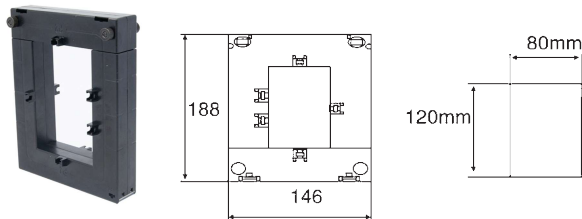
CT กอดประเภท



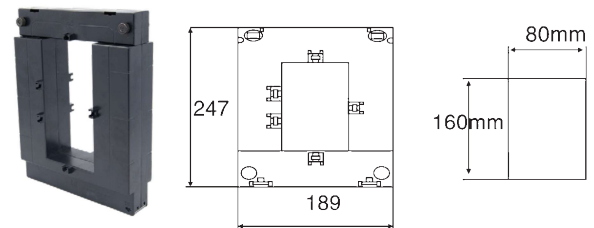
DP-23



DP-58



DP-812



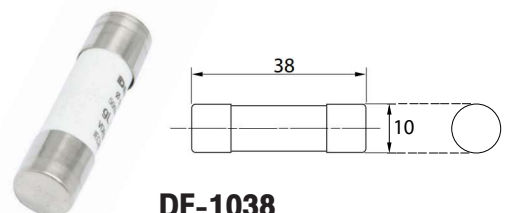
DP-816

MODEL	RATIO CURRENT (A)	ACCURACY CLASS	BURDEN (VA)	WINDOW SIZE (MM.)	PRICE
DP-23	100/5	0.5	1.00	20x30 mm.	2,400.-
	150/5		1.00		2,450.-
	200/5		1.00		2,500.-
	250/5		1.00		2,600.-
	300/5		1.50		2,700.-
	400/5		2.50		2,800.-
DP-58	250/5	0.5	1.00	50x80 mm.	2,900.-
	300/5		1.00		3,000.-
	400/5		1.50		3,100.-
	500/5		2.50		3,200.-
	600/5		2.50		3,300.-
	800/5		3.75		3,400.-
DP-812	1000/5	0.5	5.00	80x120 mm.	3,500.-
	1200/5		3.75		4,700.-
	1250/5		5.00		4,800.-
	1500/5		5.00		4,900.-
DP-816	2000/5	0.5	10.00	80x160 mm.	5,000.-
	2500/5		15.00		9,000.-
	3000/5		15.00		9,300.-
	4000/5		15.00		9,800.-
	5000/5		15.00		10,200.-
			15.00		10,600.-

CYLINDRICAL FUSE LINK

ฟิวส์

MODEL	FUSE SIZE	CURRENT	PRICE
DF-1038	10 x 38 mm.	2, 4, 6, 10, 16, 20, 25, 32A	8.-



DF-1038