

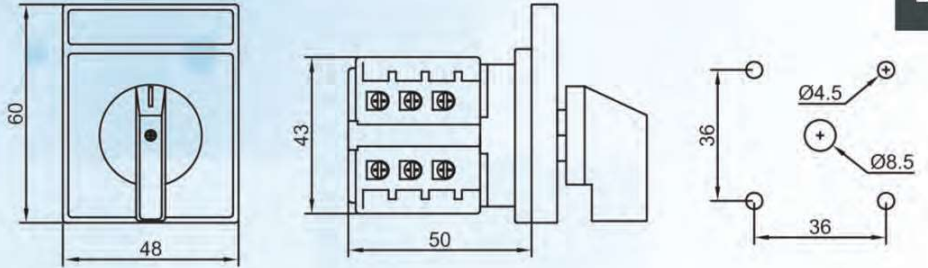
SELECTOR SWITCHER



Mechanical Life without load : 0.1x10 times, operation frequency is 120 times/h
 Mechanical Life with load : 0.03x10 times, operation frequency is 120 times/h

Technical Parameter

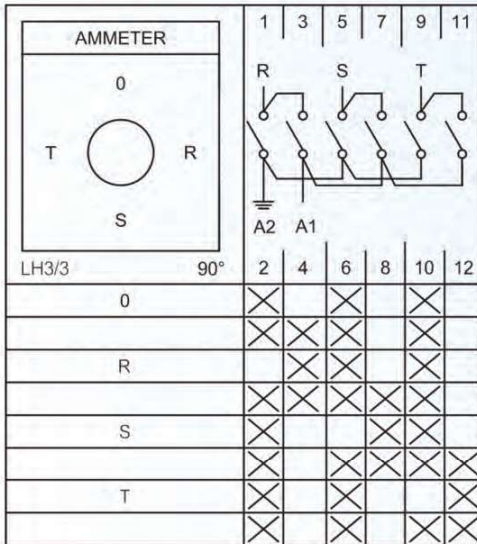
Description	LW26-20	
Rate insulation voltage U_i (V)	600	
Rate ther current I_{th} (A)	20	
Rate working voltage U_e (V)	220	440
Rate working current I_e (A)		
AC21A, AC22A	20	20
AC-23A	15	15
AC-3	11	11
Power (kW)		
AC-23A	3.7	3.7
AC-3	3	5.5



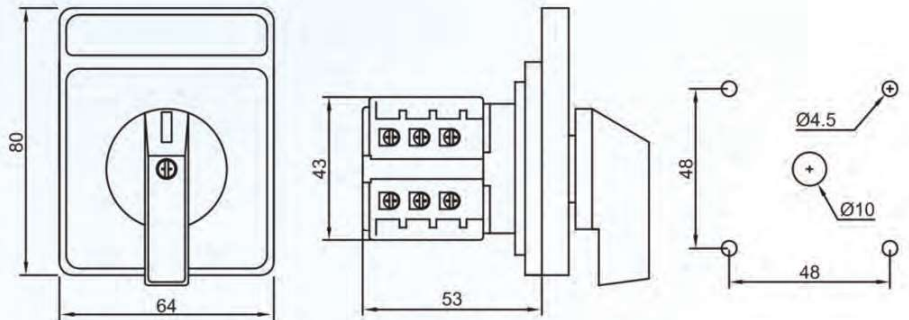
▲ LW26-20 48X60

Ammeter Selector Switcher LW26-20 แบบปซีเล็กเตอร์สวิตซ์

Model	Plate Type	Color(plate-Handle)	Dimension (mm.)	PRICE
A4860-SB-LH3/3	LH3/3 : 0-R-S-T	Sliver-Black	48x60	450.-
A6480-SB-LH3/3	LH3/3 : 0-R-S-T	Sliver-Black	64x80	470.-
A4860-YR-LH3/3	LH3/3 : 0-R-S-T	Yellow-Red	48x60	430.-
A6480-YR-LH3/3	LH3/3 : 0-R-S-T	Yellow-Red	64x80	450.-



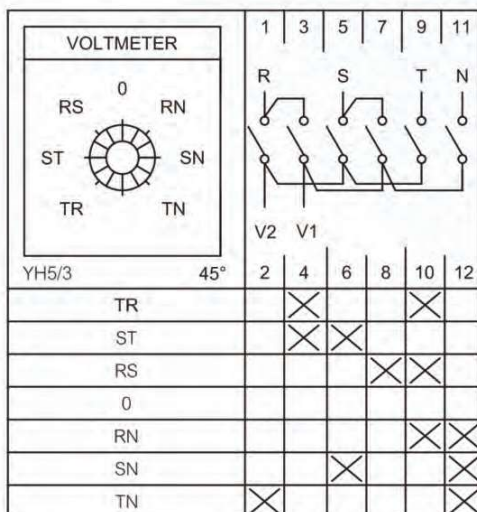
LH3/3



▲ LW26-20 64X80

Voltmeter Selector Switcher LW26-20 โวลต์ซีเล็กเตอร์สวิตซ์

Model	Plate Type	Color(plate-Handle)	Dimension (mm.)	PRICE
V4860-SB-YH5/3	LH5/3 : TR-ST-RS-0-RN-SN-TN	Sliver-Black	48x60	450.-
V6480-SB-YH5/3		Sliver-Black	64x80	470.-
V4860-YR-YH5/3		Yellow-Red	48x60	430.-
V6480-YR-YH5/3		Yellow-Red	64x80	450.-



YH5/3

