



GL-T250W

BGL-BT400W

SL-T250W

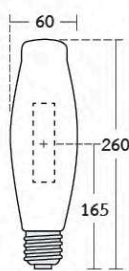
SL-T400W

SPECIFICATIONS

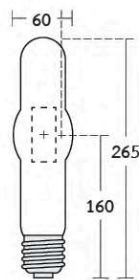


Model	GL-T250W	BGL-BT400W	SL-T250W	SL-T400W
Lamp Type	Metalhalide Lamp		High Pressure Sodium Lamp	
Watt	250W	400W	250W	400W
Input Voltage	220V			
Color Temperature	6000K		2000K	
Lamp Current (A)	2.15A	3.25A	3A	4.6A
Beam Angle	90°-120°		360°	
Initial Lumens	20000 lm	28000 lm		48000 lm
CRI	70	80	23	
Avg. Life	5,000 hrs	8,000 hrs	22,000 hrs	23,000 hrs
Finish	Clear			
Packing	20			
Price	570.-	640.-	600.-	

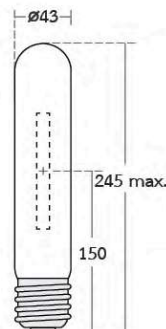
DIMENSIONS (mm)



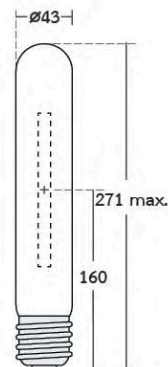
GL-T250W



BGL-BT400W



SL-T250W



SL-T400W